

SIYC Yacht Destinations

Reciprocal Instructions

created 10/2/2020

The Sauvie Island Yacht Club (SIYC) maintains a membership with Yacht Destinations that currently lists over 170 yacht clubs in the Pacific Northwest, Canada, and Alaska. We have reciprocal privileges with over 80 yacht clubs at this time.


It's very important to confirm moorage availability before arriving at the docks. Many clubs offer moorage on a space available basis, most are free, but some have specific reimbursement instructions. Remember to take your membership card and fly the SIYC burgee.

If you have questions, about these instructions please email Info@SIYC.Org

Create an Account

You will need to create your own account and LOGIN info with Yacht Destinations. When setting up your account, you must select Sauvie Island Yacht Club from a drop-down list to view our reciprocal clubs.

- Please click on the Yacht Destinations website link [CLICK HERE](#),
- If the link doesn't work, type in website address: yachtdestinations.org
- Click on the **green button** "Create Account" in the upper right hand corner.

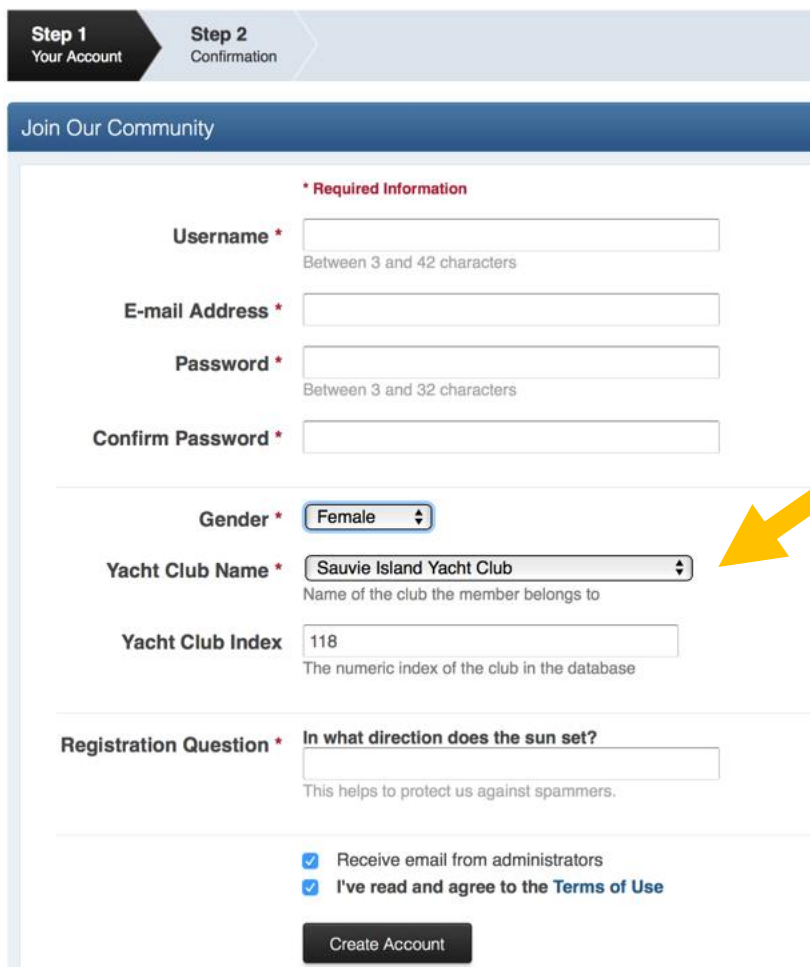


The screenshot shows the Yacht Destinations website interface. At the top right, there are links for "Sign In" and a green "Create Account" button. Below the navigation bar, there are filters for "State/Province" and "Region", both set to "All". There are also options to "View Only My Club's Reciprocals" and "View All Club's". The main content area displays a table of yacht clubs.

Burgee	Home Page Link	City	Region	Dist	Map	Info	Print	Forum
	4 Points Yacht Club	Richmond	Vancouver Area					
	Aeolian Yacht Club	Alameda	North					

Account Setup

- Please complete all sections marked with a **red** asterisk.
- For Yacht Club Name, select ***Sauvie Island Yacht Club*** from a drop-down list.
- Make sure to place a check next to both *“receive email from administrators”* and *“I’ve read and agree to the Terms of Use”*.
- Then select the black button **Create an Account**.



The screenshot shows a two-step account setup process. Step 1, 'Your Account', is active. The form includes fields for Username, E-mail Address, Password, and Confirm Password, all marked as required. Below these are dropdown menus for Gender (set to Female) and Yacht Club Name (set to Sauvie Island Yacht Club). A yellow arrow points to the Yacht Club Name dropdown. There is also a Yacht Club Index field and a registration question. At the bottom, there are two checked checkboxes for receiving emails and agreeing to terms, and a 'Create Account' button.

Step 1
Your Account

Step 2
Confirmation

Join Our Community

*** Required Information**

Username *
Between 3 and 42 characters

E-mail Address *

Password *
Between 3 and 32 characters

Confirm Password *

Gender *

Yacht Club Name *
Name of the club the member belongs to

Yacht Club Index
The numeric index of the club in the database

Registration Question * **In what direction does the sun set?**

This helps to protect us against spammers.

Receive email from administrators
 I've read and agree to the [Terms of Use](#)

Create Account

Check email and Activate Account




- You will receive an email called *“New Registration from Yachting Destinations”*.
- Please read it. It will contain a message *“To activate your account, simply click on the following link:”*
- Click on the link, enter your username and password, then select login.

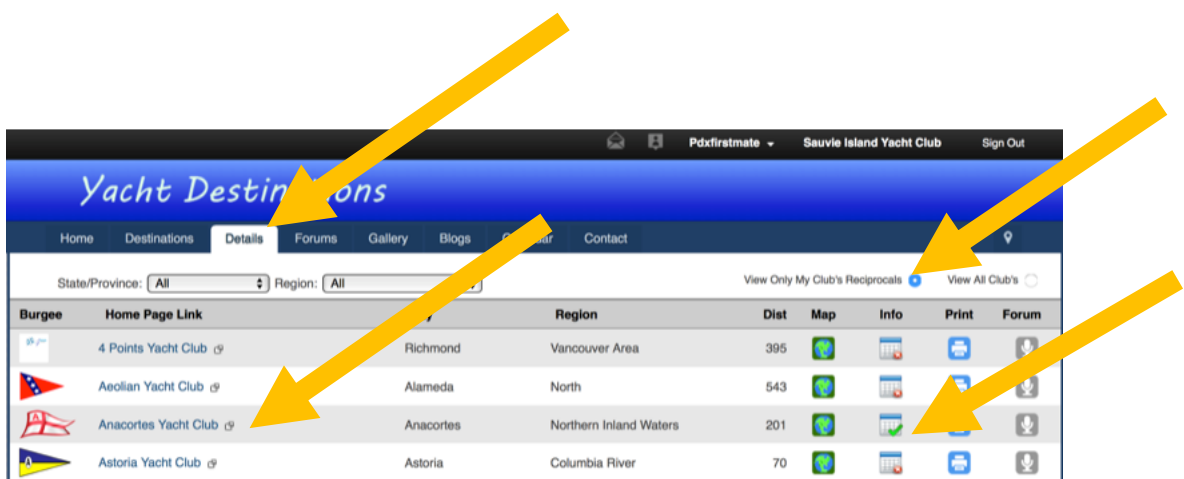
Next Steps

- After signing in, make sure your username and Sauvie Island Yacht Club show in the upper right hand corner.
- Next Select the *“Details”* Tab (see picture below)



















Details Tab and My Club's Reciprocals


- Select the Details tab.
- Select the button for “View Only My Club’s Reciprocals”.
- This will show you a list of all SIYC reciprocal clubs.
- **Info Column:** Click on **spreadsheet icon**  or  to see club contact info, reciprocal moorage, email, website, etc.
- Some clubs confirm reciprocity by email, but forget to update the yacht destination website accordingly. They have  in the info columns. It’s always a good idea to contact reciprocal clubs in advance of your travel plans.
- **Home Page Link Column :** Click on club’s name to go directly to their website.



The screenshot shows the 'Yacht Destinations' website interface. The 'Details' tab is selected in the navigation menu. Below the navigation, there are filters for 'State/Province' and 'Region', both set to 'All'. A button labeled 'View Only My Club's Reciprocals' is highlighted with a yellow arrow. Below this is a table of reciprocal clubs. The table has columns for 'Burgee', 'Home Page Link', 'Region', 'Dist', 'Map', 'Info', 'Print', and 'Forum'. The 'Anacortes Yacht Club' row is highlighted with a yellow arrow pointing to its 'Home Page Link' column. Another yellow arrow points to the 'Info' column of the 'Anacortes Yacht Club' row, which contains a spreadsheet icon with a green checkmark. A third yellow arrow points to the 'View Only My Club's Reciprocals' button.

Burgee	Home Page Link	Region	Dist	Map	Info	Print	Forum
	4 Points Yacht Club	Richmond	Vancouver Area	395			
	Aeolian Yacht Club	Alameda	North	543			
	Anacortes Yacht Club	Anacortes	Northern Inland Waters	201			
	Astoria Yacht Club	Astoria	Columbia River	70			

Reciprocal Club Info Column

- After clicking on the spreadsheet icon  located in the info column for Fidalgo Yacht Club, you will find tabs for their Club info, Reciprocal Moorage, Local Facilities as show below.
- **Club Info Tab:** Club phone numbers, email, website info.
- **Reciprocal Moorage Tab:** Reciprocal info phone number, contact person, slip info. Please find Instructions: and check to see if there is another link for additional instructions. This will vary from club to club.
- **Local Facilities Tab:** Info on showers, laundry, club facility info, restaurants
- **Other Tabs:** Check as needed



Fidalgo Yacht Club

P.O. Box 1838 — 6046 Sands Way
Anacortes, WA 98221

Club Information	Reciprocal Moorage	Local Facilities	Marine Services	Alternative Mooring	More Info
<p>Slips With: Marina</p> <p>Facility Name: Anacortes Skyline Marina</p> <p>Facility WEB Page: fidalgoyachtclub.org/reciprocal</p> <p>VHF Channel:</p> <p>Contact Phone:</p> <p>Contact Person: Please sign the guest register</p> <p>Facility Email:</p> <p>Mooring Location: Skyline Marina slips S1 & S2 located on the fuel dock</p> <p>Mooring Details: We have two slips S 1 & S 2 Rafting must be allowed two deep for a total width not to exceed 30. Make sure to leave fenders out when you leave the boat. The boat closest to the dock will have access to 30 AMP power, but the rafted boats will not have access to power. Please sign in and place your contribution for electrical usage in the envelope provided. Electrical payments should be deposited in the locked mail box located on the south side of the Marina office. Enjoy your stay.</p> <p>Max Available Dockage: FYC has 2 slips S1 & S2. Both slips are 45 feet in length. Rafting must be allowed two deep, not to exceed 30 feet in total width. Make sure to leave fenders out when you leave your boat. The boat clos</p> <p>Time Limit Rules: 2 nights/30 days (5/15 to 9/15) and no more than 6 nights/year.</p> <p>Instructions:</p> <p>Rafting: Required</p>					